

LIKES AND DISLIKES (student A)

- Clarify the key words
- Write down 6 sentences:
 - you are going to *GUESS* what Andrés likes and doesn't like
 - then you will check with your tutor
- Compare likes and dislikes



GUSTAR



Este es Andrés y...



...esta es Elisa

¿Qué les gusta y qué no les gusta?


1



2



3



4



Task 1: IDENTIFY THE ACTIONS

- viajar en avión
- la música cubana
- las plantas
- jugar al tenis
- bucear
- jugar al ajedrez

5



6




1



2



3



4



Check...

viajar en avión 2
 la música cubana 4
 las plantas 1
 jugar al tenis 6
 bucear 3
 jugar al ajedrez 5


5



6



Guess Andrés' likes & dislikes



Task 2: Guess Andrés' likes & dislikes and write them down




Done? Then check with your tutor...

LIKES AND DISLIKES

Task 3: Your tutor is going to tell you what Elisa likes and dislikes. Listen to your tutor and correct the information below accordingly.

- ★1. A Elisa le gusta la música cubana
- ★2. A Elisa le gustan las plantas
- ★3. A Elisa le gusta jugar al ajedrez
- ★4. A Elisa le gusta viajar en avión
- ★5. A Elisa no le gusta jugar al tenis
- ★6. A Elisa no le gusta bucear



COMPARING LIKES AND DISLIKES

Task 4: Now that you know about both Elisa and Andrés, write some sentences

★ expressing the likes and dislikes that they have in common

★ expressing contrast between one of Elisa's likes and one of Andrés' dislikes



Example:

A Elisa y a Andrés les gusta/n....

OR

A Elisa le gusta/n ____ pero a Andrés no.
A Andrés no le gusta/n _____ y a Elisa tampoco.



Key words to compare likes and dislikes

(for more info click [SPANISH BYTES](#)):

1. Starting point: positive statement

A mí, a él, A Pedro... **también**

A mí, a él, A Pedro... **no**

2. Starting point: negative statement

A mí, a él, A Pedro... **tampoco**

A mí, a él, A Pedro... **sí**

LIKES AND DISLIKES

Task 5: What about you?

You can carry on your practice by comparing your likes and dislikes with those of Elisa and Andrés

